


N2 W4 A 1,2_m

AS-BLB.H (C6)  



asebal 

Vehicle Restraint System

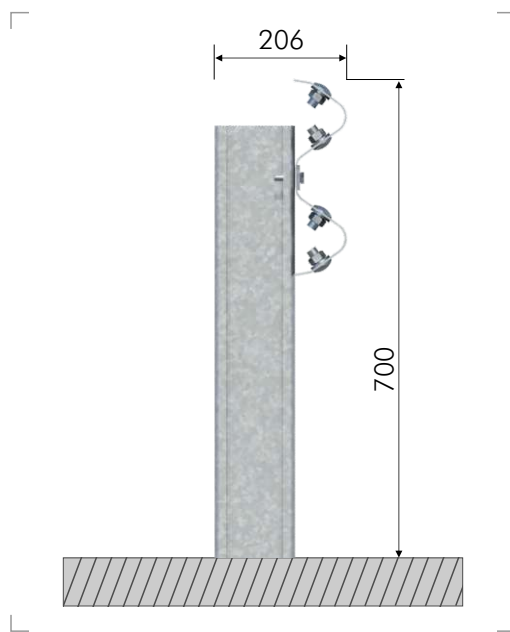
Definition


Single metal barrier reduced for lateral side. System formed by a double wave barrier and C posts 6 metres apart.

Performance parameters

| | | | | | | | |
|-------------------|-----------|-------------------|-----------|-----------------|----------|------------------------|------------------------|
| Containment level | N2 | Working Width (W) | W4 | Impact Severity | A | Dynamic Deflection (D) | 1,2_m |
|-------------------|-----------|-------------------|-----------|-----------------|----------|------------------------|------------------------|

Profile





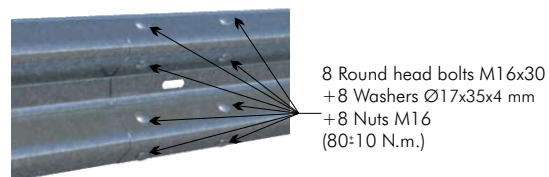
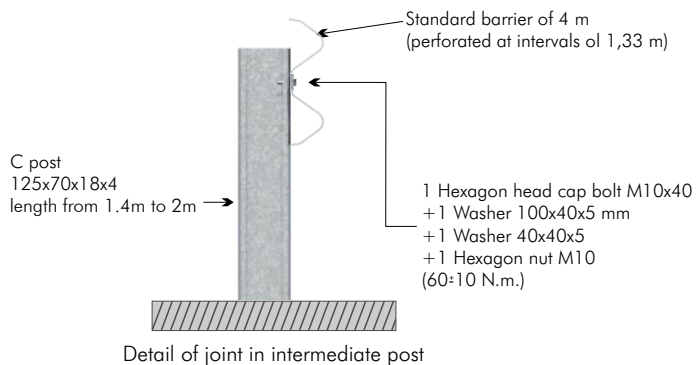
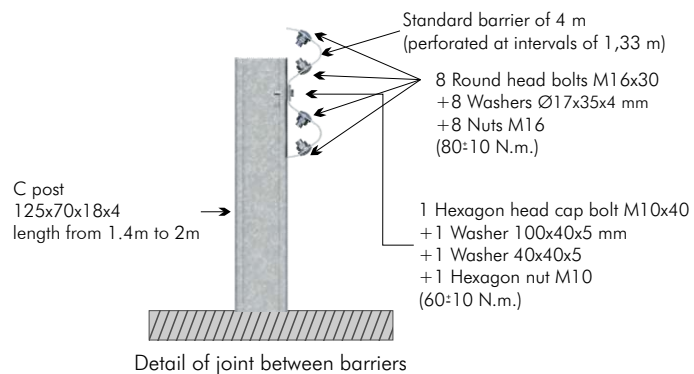
asebal

Vehicle Restraint System

Components for sections of 12 m

| Ítem | Parts | Uds |
|------|---|-----|
| 1 | Standard barrier of 4 m (Perforated at intervals of 1,33 m, 2 mm thick) | 3 |
| 2 | C post-125x70x18x4 length from 1.4 m to 2 m | 2 |
| 3 | Washer Ø17 x35x4 mm | 24 |
| 4 | Hexagon nut M16 | 24 |
| 5 | Round head bolt M16x30 | 24 |
| 6 | Hexagon head cap bolt DIN 933 M10x40 quality 8.8 | 2 |
| 7 | Washer 40x40x5 mm Ø11 for M10 | 2 |
| 8 | Nut DIN 934 M10 quality 8 | 2 |
| 9 | Washer 100x40x5 with hole Ø11 for M10 | 2 |
| 10 | Reflector | 1,5 |

Fasteners



Detail of joint between barriers without post