

N2

W2

A

0,7_m

Severity

I

UNE 135900

H1

W4

A

1,1_m

Severity

I

UNE 135900

H2

W5

A

1,4_m


Severity

I

UNE 135900

AS-SM6.B (C2-H2)

CE



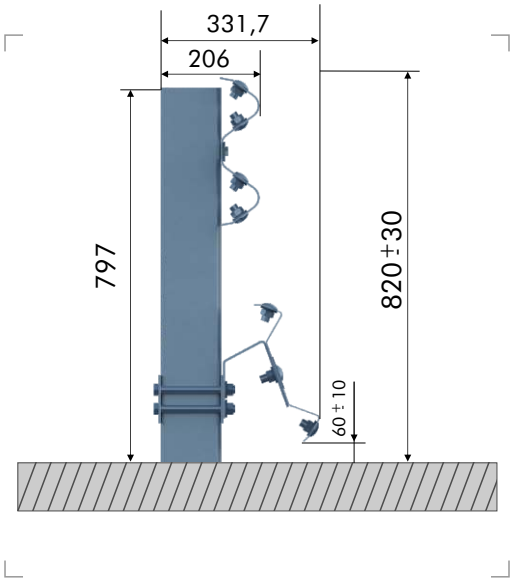
Definition

Single metal barrier for lateral side, with motorcyclist protection system. System formed by a double wave barrier, protective beam for motorcyclists and C posts 2 metres apart.

Perfomance Parameters


Containment Level	N2	Working Width (W)	W2	Impact Severity	A	Dynamic Deflection (D)	0,7 _m
Containment Level	H1	Working Width (W)	W4	Impact Severity	A	Dynamic Deflection (D)	1,1 _m
Containment Level	H2	Working Width (W)	W5	Impact Severity	A	Dynamic Deflection (D)	1,4 _m
Severity Level	I						

Profile





AS-SM6.B (C2-H2)



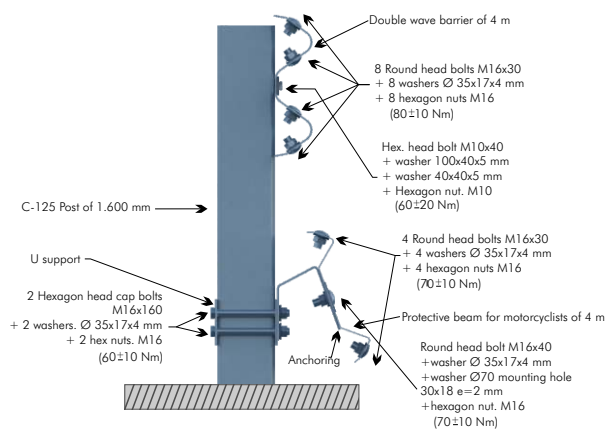
asebal

Vehicle Restraint System

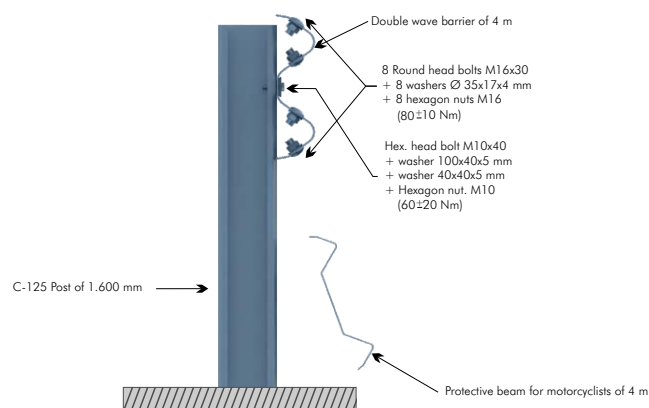
Components for sections of 4 metres

Item	Part	Us
1	Double wave barrier of 4 m	1
2	C-125 Post of 1,600 mm	2
3	Protective beam for motorcyclist of 4 m	1
4	U support	1
5	Anchoring	1
6	Round Head bolt M16x30, with nut	12
7	Round Head bolt M16x40 with nut	1
8	Hexagon Head cap bolt M16x160, with nut	2
9	Hexagon Head cap bolt M10x40, with nut	2
10	Washer Ø17x35x4 mm	15
11	Washer Ø70, mounting hole 30x18 e=2 mm	1
12	Washer 40x40x5 mm	2
13	Washer 100x40x5 mm	2
14	Reflectors	0,5

Fasteners



Detail of joint between barriers and beams



Detail of joint in intermediate post